

# **3D magneto hydrodynamic jet simulations**

Jan E. Staff  
Macquarie University

June 10, 2013

Collaborators:

Nico Koning (University of Calgary)

Brian Niebergal (University of Calgary)

Rachid Ouyed (University of Calgary)

Ralph Pudritz (MacMaster University)

# Universality of disk-wind jets?

- Jets are common from many systems with accretion disks + central object.
- A "Blandford-Payne" disk wind is successful in explaining YSO jets.
- The mass of the central object largely determines the speed of the jet.
- The magnetic field on the disk determines the overall magnetic field structures, and hence the structure of the jet.
- We are investigating the universality of this by applying the models to AGNs.
- We investigate the magnetic field structure in the jet out to scales of 0.1-1 pc, while at the same time resolving the inner edge of the disk.
- Jets are 3-dimensional structures, necessitating 3-dimensional MHD simulations.

# Initial setup

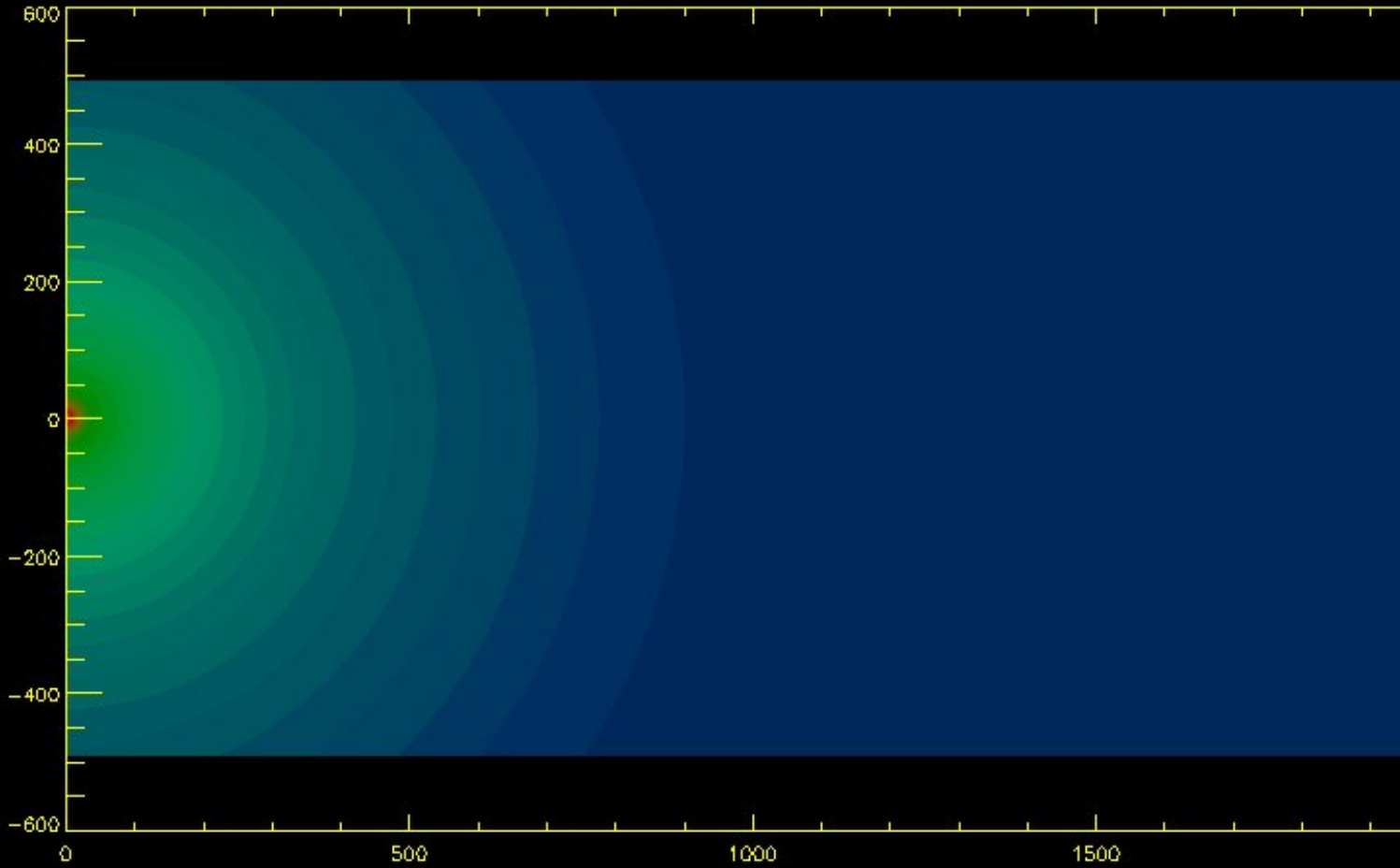
- Coronal density:  $\rho \propto 1/R^{3/2}$
- Initial magnetic field is force free ( $\mathbf{J} \times \mathbf{B} = \mathbf{0}$ ) and without a toroidal component.
- Setup is initially in hydrostatic equilibrium.
- Disk as fixed boundary condition.

# Disk

- Keplerian rotation.
- $r_i$  is the inner disk radius ( $r_i \approx 20 M$  for  $10^8 M_\odot$  black hole).
- Disk outer edge at  $200r_i \sim 4000 M$ .
- Mass loading: mass injected from the disk with a velocity of 0.3% of the rotation-velocity in the disk.

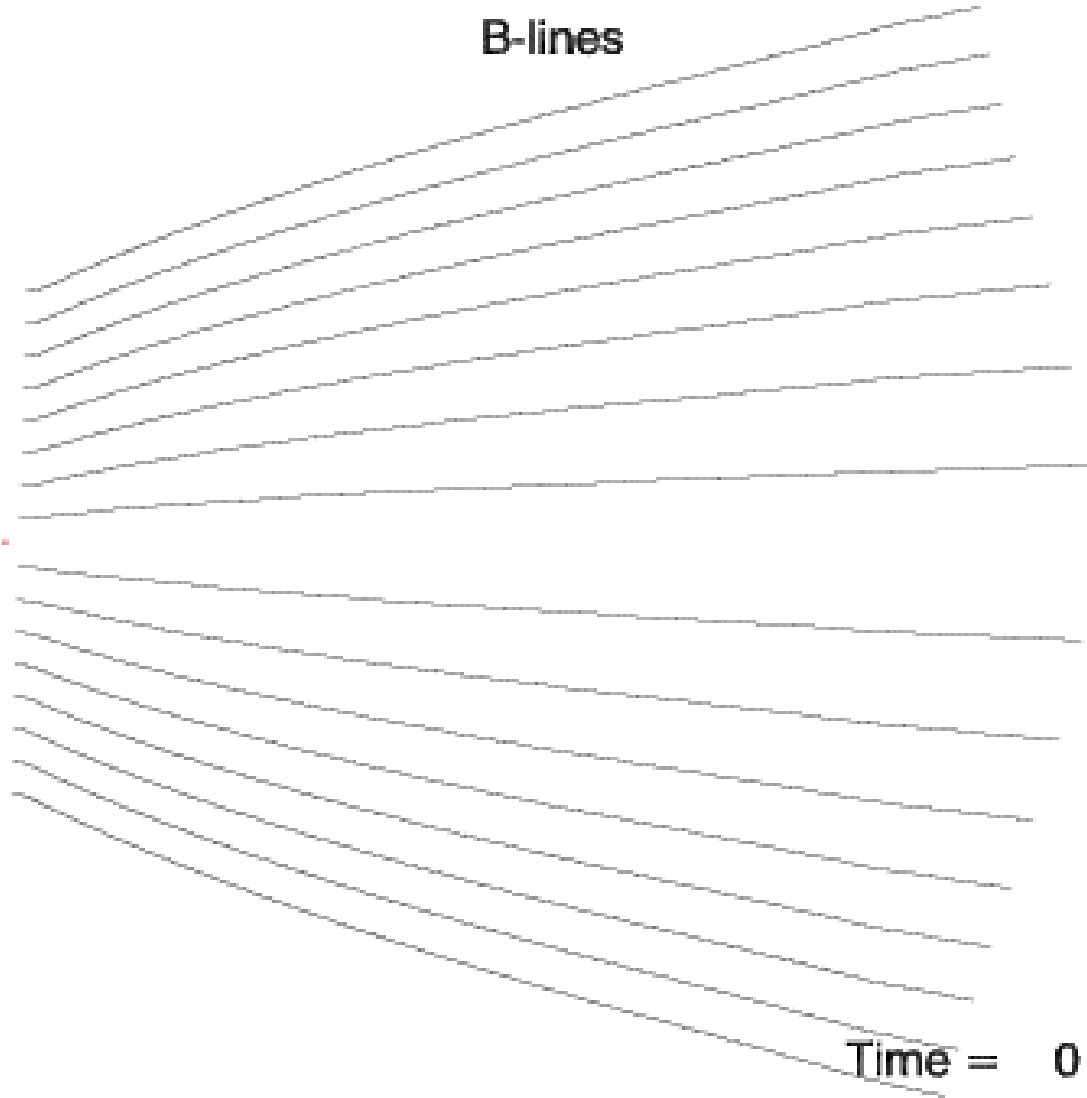
# Initial density distribution

$$\rho \propto r^{-3/2}$$



# Initial magnetic field configuration

B-lines



# Simulation setup

- Using ZeusMP.
- Using Cartesian grid.
- Entire grid: 1536x500x500 zones, corresponding to 0 to 3000  $r_i$  along the jet axis (0 to 60,000 M), and -900 to 900  $r_i$  in each of the two directions perpendicular to the jet axis (-18,000 M to 18,000 M).

# Basic equations

$$\frac{\partial \rho}{\partial t} + \nabla(\rho \mathbf{v}) = \mathbf{0}$$

$$\frac{\partial \mathbf{B}}{\partial t} - \nabla \times (\mathbf{v} \times \mathbf{B}) = \mathbf{0}$$

$$\rho \left[ \frac{\partial \mathbf{v}}{\partial t} + (\mathbf{v} \cdot \nabla) \mathbf{v} \right] + \nabla \mathbf{p} + \rho \nabla \phi - \mathbf{j} \times \mathbf{B} = \mathbf{0}$$

- Polytropic equation of state:  $e = e(\rho)$ .

Internal energy is a function of density only.

- We do not solve energy equation.

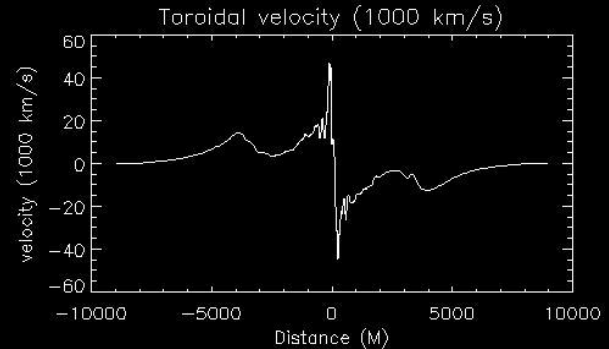
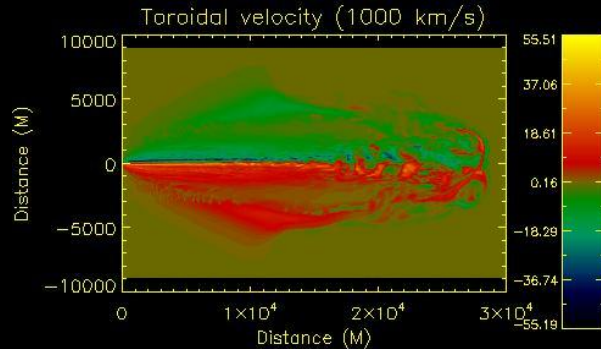
- $T \propto \rho^{\gamma-1}$ ;  $\gamma = 5/3$ .



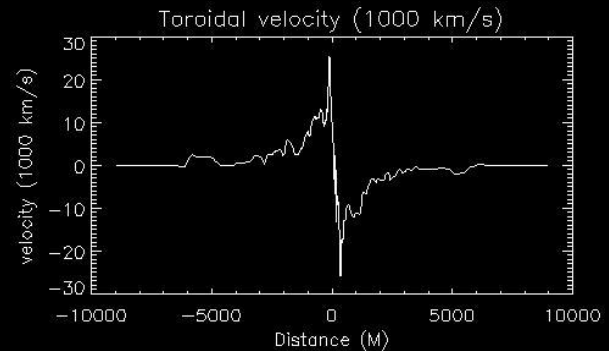
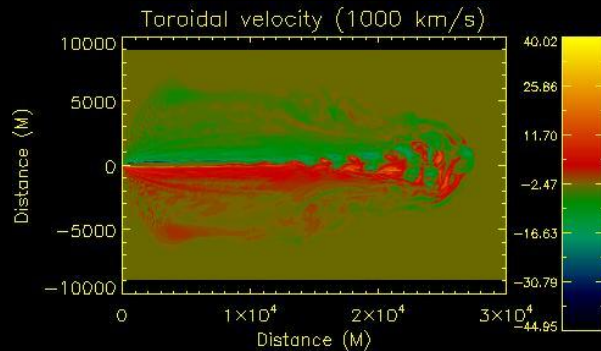





# Toroidal velocity

## OP configuration (2 component jet):



## BP configuration (1 component jet):





# Summary

- More open field configurations lead to somewhat slower jets.
- A two component jet structure (thin inner jet surrounded by a cylindrical shaped outer jet) occurs in initially more collimated magnetic field configurations.
- More open magnetic field configurations lead to only one jet component

Thank you!